



وزارة التعليم
Ministry of Education
2022 - 1444

Term 2

STUDENT'S BOOK
1

WE CAN!

Yoko Matsuka and Glenn McDougall

Mc
Graw
Hill



We Can! Student's Book 1

Ministry of Education

2022 - 1444

We Can! Copyright © 2009 by McGraw-Hill Education

Adaptation Copyright © 2023 by McGraw-Hill Education (UK) Limited

Published by arrangement with McGraw Hill LLC

ALL RIGHTS RESERVED. NO PART OF THIS BOOK MAY BE REPRODUCED OR TRANSMITTED IN ANY FORM OR BY ANY MEANS, ELECTRONIC OR MECHANICAL, INCLUDING PHOTOCOPYING, RECORDING OR BY INFORMATION STORAGE AND RETRIEVAL SYSTEMS, WITHOUT PERMISSION IN WRITING FROM MCGRAW HILL.

ISBN: 9781398928077

Series consultant: Mayumi Tabuchi

Project manager: Judy MacDonald, **Development editor:** Steve Longworth, **Editor:** Anne Tseng, **Production manager:** Alfonso Reyes **Designer:** Kate Vandestadt, Vandestadt Design, **Design supervision:** Peter Shaw

© 2023. Exclusive rights by McGraw-Hill Education (UK) Limited for manufacture and export. This book cannot be re-exported from the country to which it is sold by McGraw-Hill Education (UK) Limited.

Photo Credits

Photo Credits SB: iii (t)©Tatweer Co. for Educational Services; **4** (c)©Aliaksey Dobrolinski/Shutterstock; **8** (tl)©Nosyrevy/Shutterstock, (tc)©Svetlana Foote/Alamy, (tr)©Food Travel Stockforlife/Shutterstock, (bl)©Eye Candy Images/Alamy Stock Photo, (br)©Dejan Milinkovic/Shutterstock; **11** (cl)©ZanyZeus/Shutterstock, (c)©Tim UR/Shutterstock, (cr)©Maksym Narodenko/Atoss/123RF, (b)©Funny Solution Studio/Shutterstock, (bc)©MikeBraun/Shutterstock, (br)©photo one/Shutterstock; **19** (tr)©TeddyandMia/Shutterstock; **24** (tl)©A. Astes/Alamy, (tr)©Eric Isselee/Shutterstock, (cl)©ehtesham/Shutterstock, (cr)©Tom Grundy/Alamy Stock Photo; **27** (tl)©PIXbank CZ/Shutterstock, (tr)©Maffi/Shutterstock, (cl)©DUSAN ZIDAR/Shutterstock, (cr)©Iconotec/Glow Images, (b)©McGraw Hill Education, (br)©MaraZe/Shutterstock; **30** (l)©Danny Smythe/Alamy Stock Photo, (2)©Maffi/Shutterstock, (3)©DUSAN ZIDAR/Shutterstock, (4)©MaraZe/Shutterstock, (5)©SOMMAI/Shutterstock, (6)©Yellow Cat/Shutterstock, (7)©Sergey Peterman/Shutterstock, (8)©Maks Narodenko/Shutterstock, (9)©McGraw Hill Education, (10)©Danny Smythe/Alamy Stock Photo, (11)©Maffi/Shutterstock, (12)©DUSAN ZIDAR/Shutterstock, (13)©MaraZe/Shutterstock, (14)©Sergey Peterman/Shutterstock, (15)©Maks Narodenko/Shutterstock; **31** (l)©SOMMAI/Shutterstock, (2)©Danny Smythe/Alamy Stock Photo, (3)©Maffi/Shutterstock, (4)©Sergey Peterman/Shutterstock, (5)©Africa Studio/Shutterstock, (6)©bergamont/Shutterstock, (7)©ajt/Shutterstock, (8)©Spalnic/Shutterstock, (9)©wk1003mike/Shutterstock, (10)©Morinka/Shutterstock; **32** (tl)©QiuJu Song/Shutterstock, (tr)©Eric Isselee/Shutterstock, (cl)©Hurst Photo/Shutterstock, (cr)©Jose Manuel Gelpi Diaz/Alamy Stock Photo; **39** (l)©lynx/iconotec/Glowimages, (2)©FoodCollection, (4)©Veranika _Alferava/Shutterstock, (6)©Koya979/Shutterstock; **40** (2)©ZanyZeus/Shutterstock, (11)©TeddyandMia/Shutterstock; **41** (6)©Maffi/Shutterstock.

WB: **51** (c)©Veranika _Alferava/Shutterstock; **70** (l-r)©Artem Avetisyan/Shutterstock, (2)©wk1003mike/Shutterstock, (3)©Maffi/Shutterstock, (4)©elenovsky/Shutterstock, (5)©Es sarawuth/Shutterstock, (6)©Es sarawuth/Shutterstock; **74** (cl)©Maffi/Shutterstock, (cr)©McGraw Hill Education, (bc)©PIXbank CZ/Shutterstock, (br)©Sergey Peterman/Shutterstock; **75** (br)©Nattika/Shutterstock; **77** (l)©SOMMAI/Shutterstock, (2)©Maffi/Shutterstock, (3)©MaraZe/Shutterstock, (4)©McGraw Hill Education, (5)©Danny Smythe/Alamy Stock Photo, (6)©Maks Narodenko/Shutterstock, (7)©Yellow Cat/Shutterstock, (8)©Sergey Peterman/Shutterstock, (9)©Valentina Razumova/Shutterstock, (10)©DUSAN ZIDAR/Shutterstock; **78** (br)©Anastasiia Malinich/Shutterstock.



www.mheducation.com



Contents



Student's Book

Unit 1	How Old Are You?	2
Unit 2	What's This? What's That?	10
Unit 3	Toys and Things	18
Unit 4	Food	26
Phonics Practice		34
Word List		38
Picture Dictionary		39
Audio Track Lists		43
Objectives		46
Workbook		47



Unit and Topic	Talk Time	Rhythms and Sounds
1 How Old Are You?	How old are you? I'm (nine) years old.	Chant: <i>Ten Little Camels</i> Numbers 1–10
2 What's this? What's that?	What's this? It's a (pencil). What's that? It's a (notebook) This is an apple. That's a book.	Chant: <i>How old are they?</i> I am/ You are/ He/She is/ We are/ They are (ten).
3 Toys and Things	How many do you have? I have (one). How many do I have? That's right.	Chant: <i>Robot Bear</i> Turn around. Touch the ground. Show your shoe. You're out, too.
4 Food	Do you like (pizza)? Yes, I like (pizza). No, I don't like (macaroni).	Chant: <i>Cookie Jar</i>



Words	Phonics	Phonics Practice
What's this shape? square, triangle, rectangle, circle, diamond, star	Sounds: F, G, H, I, J fish, goat, hat, ink, jet Write: F to J	
What color is it? Is it purple? What color are they? Are they green? Revision (colors): red, green, purple, pink, blue, black, white, yellow, white, yellow	Sounds: Revision A-J apple, bear, cow, duck, egg, fish, goat, hat, ink, jet	
robot, bicycle, computer game, dollhouse, stickers, puzzle, coloring book, puppet, toy truck, football, cell phone, T-shirt, shirt, shoes, skirt, trousers Numbers 1 to 10 (revision)	Sounds: K, L, M, N Writing kiwi, lion, monkey, nest	Listening, Tracing, and Writing Worksheet 1: a b c d e Worksheet 2: f g h i j
pizza, macaroni, salad, sandwich, chicken, fish, soup, kabsa, rice, onion, apple, orange, banana, apricot, carrots, cherries, cookie/ies, potatoes	Sounds: O, P, Q, R Writing octopus, parrot, quilt, rabbit	Worksheet 3: k l m n o Worksheet 4: p q r s t



Unit 1 How Old Are You?

Talk Time وقت التحدث

1 Listen and say.

استمع و قل



2 Practice the talks in pairs. تدرّب على المحادثات بشكل ثنائي



3 Act out the talks in pairs. مثل المحادثات بشكل ثنائي

وقت المرح!

Fun Time!

مربع أدوات القواعد

Grammar Toolbox

it's = it is إنه

4 How Old Are You? كم عمرك؟

Quickly ask three people.

CD1 03



اسأل ثلاثة أشخاص بسرعة

How old are you? كم عمرك؟

I'm ten years old.

عمري ١٠ سنوات.

I Can ... أنا أستطيع

- say my age. أن أقول عمري
- ask someone "How old are you?" and get the answer.

أن أسأل شخص ما كم عمرك؟ و احصل على الإجابة



GOAL 25



GOAL 26

1 Listen and chant. استمع و غن



Ten Little Camels عشر جمال صغيرة

One little, two little, three little camels.

جمل واحد صغير ، جملان صغيران ثلاثة جمال صغيرة

Four little, five little, six little camels.

أربعة جمال ، خمسة جمال ستة جمال صغيرة

Seven little, eight little, nine little camels.

سبع جمال ، ثمان جمال ، تسع جمال صغيرة

Ten little camels here.

عشر جمال صغيرة هنا



2 Listen and say. أستمع و قل



1 , 1 , 1

6 , 6 , 6

2 , 2 , 2

7 , 7 , 7

3 , 3 , 3

8 , 8 , 8

4 , 4 , 4

9 , 9 , 9

5 , 5 , 5

10 , 10 , 10

وقت المرح!

Fun Time!

3

Clap and Guess the Number صفق و خمن الرقم

How many times did your teacher clap? كم مرة صفق معلمك؟

CD1 06



I Can ... أنا أستطيع

- chant the *Ten Little Camels* chant.
- play the Clap and Guess the Number Game.

أن ألعب لعبة صفق و خمن العدد




1 Listen and point. استمع و أشر



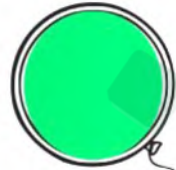
1. square مربع



2. triangle مثلث



3. rectangle مستطيل



4. circle دائرة



5. diamond معين



6. star نجم



2 Listen and color. استمع و لون

3 Point at two shapes in the classroom. أشر إلى شكلين في الصف

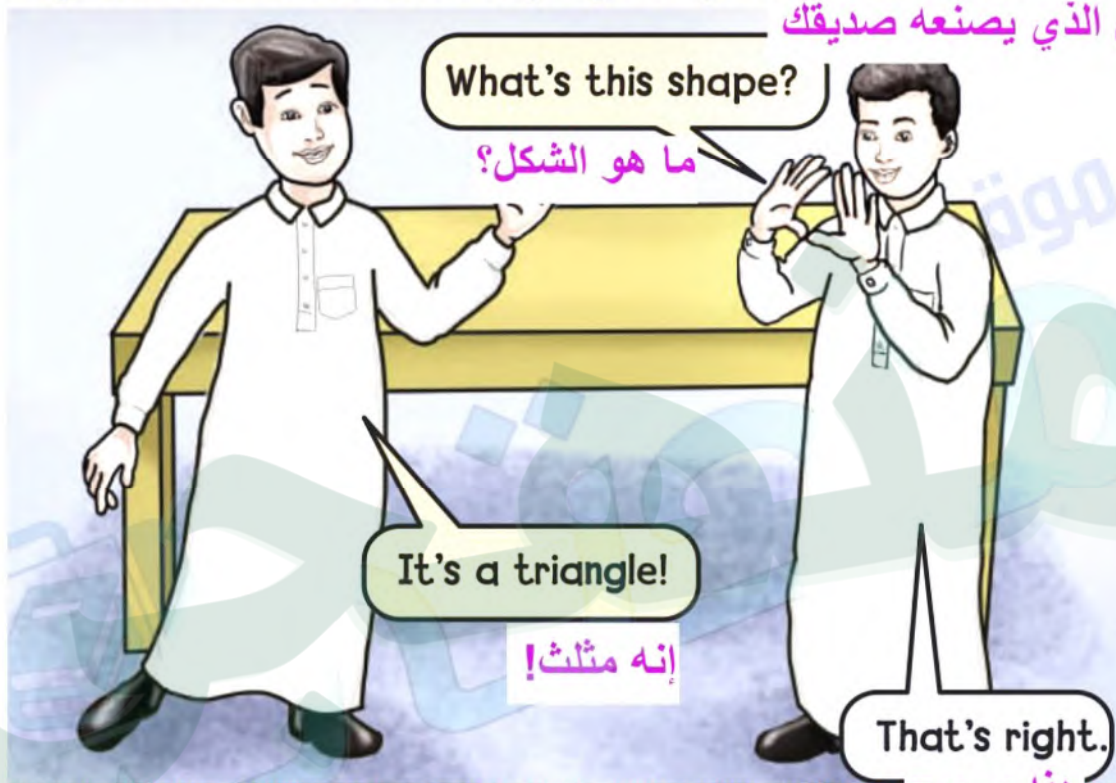


وقت المرح!

Fun Time!

4 Finger Shapes أشكال الأصابع

Say the name of the shape your partner makes.



اذكر اسم الشكل الذي يصنعه صديقك

I Can ... أنا أستطيع

- say the names of three shapes. اذكر أسماء ثلاثة أشكال
- find three shapes outside of home. أجد ثلاثة أشكال خارج المنزل

GOAL 29

GOAL 30

Advice Time وقت النصيحة

Do your homework. قم بواجبك المنزلي



1 Listen and say. استمع و قل



سمكة FISH



ماعز GOAT



قبعة HAT



حبر INK



طائرة نفاثة JET

2 Trace and copy. تتبع و انسخ

F F F F F F

G G G

H H H

I I I I I I

J J

اسمع و اكتب

F G H I J

1. FISH



سمكة

2. GOAT



ماعز

3. HAT



قبعة

4. INK



حبر

5. JET




طائرة نفاثة

★ ★ ★ وقت الفرح! Fun Time!

4

الكتابة الكبيرة في الهواء

استمع و اكتب في الهواء Listen and write in the air!



I Can ... أنا أستطيع

- make the sounds of the letters F, G, H, I, and J.
أن اصدر أصوات الأحرف F, G, H, I, و J
- write the letters A to J at home.
أن أكتب الأحرف من A إلى J في المنزل



GOAL 31



GOAL 32

Unit 2 What's This? What's That?



Talk Time وقت التحدث

1 Listen and say. استمع و قل



2 Practice the talks in pairs.

تدرب على المحادثات بشكل زوجي

3 Act out the talks in pairs.

مثل المحادثات بشكل زوجي.



وقت المرح!

Fun Time!

4 This is ... That's a/an
هذه - هذا - تلك - ذاك
Trace. Then point and say.
تتبع ثم أشير و قل

CD1 14

1

2

3


صندوق أدوات القواعد
Grammar Toolbox



This is **an** apple. هذه تفاحة.



That's **a** book. ذاك كتاب.



4

5

6

5 Now point to things in your classroom and ask as many people as you can. الآن أشير إلى أشياء في صفك و اسأل أكبر عدد ممكن من الناس

I Can ... أنا أستطيع

- ask someone "What's this?", "What's that?" and get the answer.
- point and say "This is an apple" and "That's a book."



أن أسأل شخص «ما هذا؟» و «ما ذاك؟» و أحصل على الإجابة
أن أشير و أقول «هذه تفاحة» و «ذاك كتاب»

Rhythms and Sounds إيقاعات و أصوات

1 Listen and chant. استمع و غن



How old are they? كم عمرهم؟

How old are you? كم عمرك؟

How old are you?

I am ten, I am ten.

How old is Abdullah? عمري عشرة، عمري عشرة

How old is Abdullah?

He is ten. He is ten. كم عمر عبد الله؟
عمره عشرة، عمره عشرة

How old is she? How old is she? كم عمرها؟

Who is she? Who is she?

How old is Amina? من هي؟ من هي؟

How old is Amina?

She is ten. She is ten. كم عمر أمينة؟
عمرها عشرة.

How old are you?

How old are you? كم عمركم؟

We are ten. We are ten.

We are, they are. عمرنا عشرة
نحن، هم

We are, they are.



2 Change the names and chant.

غير الأسماء و غن





وقت المرح!

كم عمركم؟

Fun Time!

How old are you?

3 Ask and answer.

اسأل و أجب

Guess and circle the age.

خمن و حوط العمر



8 9 10



We're ten.

عمرنا عشرة

8 9 10

Noura



نورا

8 9 10

Rana and Amina



رانا و امينة

8 9 10

Joe



جوي

8 9 10

Pete



8 9 10

Sabah



صباح

4 Listen and check. استمع و تحقق



I Can ... أنا أستطيع

- ask "How old is he/ she?" and get the answer.
- ask "How old are we/ you/ they?" and get the answer.



أن أسأل كم عمره / كم عمرها؟ و أحصل على الاجابة
أن أسأل كم عمرنا / عمركم عمرهم و أحصل على الاجابة

1 Chant and point. غن و أشر.



What color is it? What color is it?

ما لونه؟ ما لونه؟
Is it purple? Is it pink?

انه بنفسجي انه زهري
Is it red? Is it green?

انه احمر انه اخضر
It's not purple. It's not pink.

انه ليس بنفسجي انه ليس زهري
It's not red. It's not green.

انه ليس احمر انه ليس اخضر
It's black and white.

انه اسود وابيض
It's a cow. Is that right?

انها بقرة هل هذا صحيح؟
Yes, it is. You're right!



What color are they? What color are they?

ما لونهم؟ ما لونهم؟
Are they yellow? Are they blue?

هل لونهم اصفر؟ هل لونهم ازرق؟
Are they orange? Are they white?

هل لونهم برتقالي هل لونهم ابيض؟
They're yellow and orange

لونهم اصفر وبرتقالي
and blue and white...

وازرق وابيض.
They're parrots! Am I right?

انهم ببغاوات هل انا على حق؟
Yes, you are. You're right!



نعم أنت محق!

وقت المرح!

Fun Time!

2 Change the words and chant. غير الكلمات و غن



What color is it? What color is it?

ما لونه؟ ما لونه؟



Is it orange? Is it white?

هل هو برتقالي؟ هل هو ابيض؟



Is it black? Is it pink?

هل هو اسود؟ هل هو زهري؟



What color are they? What color are they?

ما لونها؟ ما لونها؟

Are they red? Are they green?

هل لونها احمر؟ هل لونها اخضر؟

Are they yellow? Are they brown?

هل لونها اصفر؟ هل لونها بني؟



3 Ask and answer. Guess. اسأل و اجب احزر

I Can ... أنا أستطيع

- ask "What color is it?", "Is it red?" and get the answer.
- ask "What color are they?", "Are they black?" and get the answer.



أن أسأل «ما لونه؟»، «هل هو أحمر» و أحصل على الاجابة
أن أسأل «ما لونها»، «هل لونها أسود؟» و أحصل على الاجابة

1 Listen and say. استمع و قل



1. **F** ISH



2. **I** NK



سمكة

3. **C** OW



4. **H** AT



بقرة

قبعة

5. **G** OAT



6. **A** PPLE



ماعز

تفاحة

7. **J** ET



8. **B** EAR



طائرة نفاثة

دب

9. **D** UCK



10. **E** GG



بطة

بيضة

Advice Time وقت النصيحة

Keep your school things tidy.

حافظ على أغراض المدرسة مرتبة



وقت المرح!

Fun Time!

2 Find and count the letters. أوجد و عد الأحرف

A = 4 B = 5 C = 5 D = 5 E = 4
F = 4 G = 6 H = 4 I = 4 J = 2



I Can ... أنا أستطيع

- make the sounds of the letters A, B, C, D, E, F, G, H, I, and J.

أن أصدر أصوات الأحرف A, B, C, D, E, F, G, H, I, J

- write the letters A to J.

أن أكتب الأحرف من A إلى J




Unit 3 Toys and Things

Talk Time

وقت التحدث

1 Listen and say.

استمع و قل



How many do you have?

كم لديك؟

I have two.

لدي اثنان

How many do you have?

كم لديك؟

I have one.

لدي واحد

2 Practice the talks in pairs.

تمرن على الحديث بشكل ثنائي

3 Act out the talks in pairs.

مثل الحديث بشكل ثنائي



وقت المرح!

Fun Time!

4 Number Guessing Game

How many marbles do I have?

كم عدد الكرات لدي؟

How many marbles do I have?

كم عدد الكرات لدي؟

That's right! I have five.

هذا صحيح! لدي خمسة.

اثنان!

Two!

سبعة!

Seven!

خمسة!

Five!

I Can ... أنا أستطيع....

- act out the talks about *how many* with a partner. تمثيل المحادثات حول كم مع شريك.
- play the Number Guessing Game with a friend. لعب لعبة تخمين الرقم مع صديق.



1 Chant and do. غن و نفذ



Robot Bear الدب الآلي

Robot bear, robot bear, turn around.

أيها الدب الآلي استدر

Robot bear, robot bear, touch the ground.

أيها الدب الآلي المس الأرض

Robot bear, robot bear, show your shoe.

أيها الدب الآلي أظهر حذاءك

Robot bear, robot bear, you're out, too.

أيها الدب الآلي أنت خارج اللعبة أيضاً



2 Listen, point, and pronounce. استمع، أشر و الفظ



20

وقت المرح!

Fun Time!

3 اجتياز لعبة الـروبوت الدب Pass the Robot Bear Game

Chant and play.

غن و العب



I Can ... أنا أستطيع....

- chant the *Robot Bear* chant with actions. انشدوا انشودة الدب الآلي مع الأفعال
- tell a friend to do two of the *Robot Bear*'s actions. اطلب من أحد الأصدقاء القيام بعمليتين من أفعال الدب الآلي.

GOAL 43

GOAL 44

Advice Time

وقت النصيحة

Keep your room clean.

حافظ على نظافة غرفتك



Words كلمات

1 Listen and point. استمع وحدد

CD2 07



2 Listen and say. استمع وقل

3 Listen and find. استمع وجد

CD2 09

وقت المرح!

Fun Time!

4 One Robot, Two Robots ...

رجل آلي واحد رجلان آليان
Chant and put your hand on top.
غن و ضع يدك في الأعلى

CD2 10

مربع أدوات القواعد

Grammar Toolbox
one robot → two robots,
three robots, four robots ...

رجل آلي واحد رجلان آليان
ثلاثة رجال آليين أربع رجال آليين

One robot, two robots,
three robots, four.

رجل آلي واحد رجلان آليان
ثلاثة رجال آليين أربع



Five robots, six robots,
seven robots, more!

خمس رجال آليين ستة رجال
آليين سبعة رجال آليين وأكثر!

I Can ... أنا أستطيع

- listen, point, and say the names of five toys.
أن أستمع، أشير، و أقول أسماء خمسة ألعاب
- say the names of some clothes.
أن أقول أسماء بعض الملابس

GOAL 45

GOAL 46

Now go to page 34

23

Unit 3

1 Listen and say.



استمع و قل



كيوي
KIWI



أسد
LION



قرد
MONKEY



عش
NEST

2 Trace and copy. تتبع وانسخ.

Tracing practice for letters K, L, M, and N. Each letter is shown with stroke order numbers and arrows. The letters are followed by several faint versions for tracing.

K L M N

1. **K**IWI



2. **L**ION



3. **M**ONKEY




4. **N**EST



Fun Time!

4 Listen, count, and chant.

استمع ، عد و غن



I Can ... أنا أستطيع

• make the sounds of the letters K, L, M, and N and write them. أن أصدر أصوات الأحرف

• count from 1 to 10. أن أعد من ١ - ١٠



Unit 4 Food

Talk Time وقت التحدث

1 Listen and say. استمع و قل

CD2 14

هل تحب البيتزا؟



نعم، أحب البيتزا.

Yes, I like pizza!

هل تحب المعكرونة؟

Do you like macaroni?

No, I don't like macar

لا، لا أحب المعكرونة.

2 Practice the talks in pairs. تدرّب على الحديث بشكل ثنائي

3 Act out the talks in pairs. أنا لا أحب المعكرونة.



I don't like macaroni.

I like pizza.

أنا لا أحب المعكرونة.

أنا أحب البيتزا.



وقت المرح!

Fun Time!

مربع أدوات القواعد

Grammar Toolbox
don't = do not
لا = اختصار

4 Listen. Shout **I like!** 😊 أو **I don't like!** ☹️
استمع و اصرخ



I like macaroni.
أنا أحب المعكرونة



I like pizza.
أنا أحب البيتزا.



I like salad.
أنا أحب السلطة.



I like onions.
أنا أحب البصل.



I like kabsa.
أنا أحب الكبسة.



I like soup.
أنا أحب الحساء



I Can ... أنا أستطيع

- act out the talks about food with a partner.
أن امثل الحديث الخاص بالطعام مع شريك
- say two foods that I like.
أن أقول نوعين من الطعام أحبهما.

GOAL 49
GOAL 50

1 Listen and chant. استمع و غن



Cookie Jar Chant أغنية إناء البسكويت

Who took the cookies from the cookie jar?

من أخذ البسكويت من إناء البسكويت؟

Labeeb took the cookies

سفروت أخذ البسكويت

from the cookie jar.

من إناء البسكويت.

Who, me? من ، أنا ؟

Yes, you! نعم أنت!

Not me! لست أنا!

Then who took the cookies

إذاً من أخذ البسكويت؟

from the cookie jar?

من إناء البسكويت.

2 Listen again and clap the rhythm.

استمع مجدداً وصفق مع الايقاع



وقت المرح!

Fun Time!

3 لعبة إناء البسكويت Cookie Jar Game

صفق و غن Clap and chant.



Number two took the cookies from the cookie jar.

رقم اثنان أخذ البسكويت من إناء البسكويت

Who, me?
من، أنا؟



I Can ... أنا أستطيع ...

- chant the *Cookie Jar* chant using good rhythm.
- say "Who took the cookies from the cookie jar?" three times really fast.

GOAL 51

GOAL 52

أن أقول من أخذ البسكويت من إناء البسكويت ثلاث مرات بسرعة كبيرة

Advice Time وقت النصيحة

Eat with your right hand.

كل بيدك اليمنى



1 Listen, point, and say.

استمع ، أشير و قل



1. apple
تفاحة



2. pizza
بيتزا



3. salad
سلطة



4. soup
حساء



5. orange
برتقالة



6. rice
أرز



7. sandwich
شطيرة ساندويتش



8. apricot
مشمش



9. kabsa
كبسة

2 Listen and practice.

استمع و مارس



وقت المرح!

Fun Time!

3 Number Race

Count fast from 1 to 10 and back.

CD2 20

عد بسرعة من ١ - ١٠ وبالعكس

مربع أدوات القواعد

Grammar Toolbox

Countable
sandwiches
apples

Uncountable
soup
rice

معدود

غير معدود

شطائر

حساء

تفاح

أرز



1

واحد

2

اثنان

3


ثلاثة

4

أربعة

5

خمسة



6

ستة

7

سبعة

8

ثمانية

9

تسعة

10

عشرة

I Can ... أنا أستطيع ...

- point to and say five kinds of food.
- count from one to ten and back.

أن أشير لخمسة أنواع من الطعام وأقولها

أن أعد من ١ إلى ١٠ وبالعكس



Now go to page 36

31

Unit 4

1 Listen and say.

استمع و تكلم



OCTOPUS أخطبوط



PARROT ببغاء



QUILT لحاف



RABBIT أرنب

2 Trace and copy.

تتبع و انسخ



O P Q R

1. **OCTOPUS** 

2. **PARROT** 

ببغاء

3. **QUILT** 

لحاف

4. **RABBIT** 

أرنب

★ ★ ★ **Fun Time!** وقت المرح!

4 Draw, count, and write.

ارسم وعد و اكتب.

OCTO PUS

أخطبوط

I Can ... أنا أستطيع

- make the sounds of the letters O, P, Q, and R.
- write the letters A to R.

أن أصدر أصوات الأحرف O, P, Q, R

أن أكتب الأحرف من A إلى R



الاستماع والتتبع والكتابة Listening, Tracing, and Writing

ورقة عمل 1: a b c d e a b c d e

1 Listen, trace the first letter, and write it on the line.

استمع، تتبع الحرف الأول و اكتبه على السطر

1. a b c d e

2. a b c d e

a

d

3. a b c d e

4. a b c d e

e

b

5. a b c d e

6. a b c d e

c

b

استمع و اكتب الحرف الأول

2 Listen and write the first letter.

1. d

2. a

3. e

4. b

5. c

6. a



Worksheet 2: f g h i j

ورقة عمل 2: f g h i j

وزارة التعليم
Ministry of Education
2023 - 1444
CD3 04

1 Listen, trace the first letter, and write it on the line.

استمع، تتبع الحرف الأول و اكتبه على السطر

1. f g h i j

_____ **i** _____

2. f g h i j

_____ **j** _____

3. f g h i j

_____ **g** _____

4. f g h i j

_____ **f** _____

5. f g h i j

_____ **h** _____

6. f g h i j

_____ **j** _____

استمع و اكتب الحرف الأول

2 Listen and write the first letter.

CD3 05

1. _____ **j** _____

2. _____ **f** _____

3. _____ **h** _____

4. _____ **g** _____

5. _____ **i** _____

6. _____ **f** _____

سمكة
fish



ماعز
goat



قبعة
hat



حبر
ink



طائرة نفاثة
jet



ورقة عمل 3: k l m n o k l m n o

1 Listen, trace the first letter, and write it on the line.

استمع، تتبع الحرف الأول و اكتبه على السطر

1. k l m n o

k

2. k l m n o

o

3. k l m n o

m

4. k l m n o

n

5. k l m n o

l

6. k l m n o

o

استمع و اكتب الحرف الأول

2 Listen and write the first letter.

1. _____

o

2. _____

m

3. _____

k

4. _____

l

5. _____

n

6. _____

m

كيوي
kiwi



36

أسد
lion



قرود
monkey



عش
nest



أخطبوط
octopus



Worksheet 4: p q r s t

وزارة التعليم
Ministry of Education
2022 - 1444
CD3 08

1 Listen, trace the first letter, and write it on the line.

استمع، تتبع الحرف الأول و اكتبه على السطر

1. p q r s t
_____t_____

2. p q r s t
_____p_____

3. p q r s t
_____s_____

4. p q r s t
_____q_____

5. p q r s t
_____r_____

6. p q r s t
_____t_____

استمع و اكتب الحرف الأول

2 Listen and write the first letter.

1. _____p_____

2. _____t_____

3. _____r_____

4. _____s_____

5. _____q_____

6. _____p_____

قلم جاف
pen



الحاف
quilt



أرنب
rabbit



شمس
sun



نمر
tiger



Word List

تفاحة Apple p 11, 16, 30, 31, 34	قرد Monkey p 24, 25, 36	ثلاثة Three p 3, 4, 7
دب Bear p 16, 20, 21, 34	أكثر More p 23	مثلث Triangle p 6, 7
أسود Black p 14, 15	تسعة Nine p 2, 4	أخذ Took p 28, 29
أزرق Blue p 14	دفتر Notebook p 10	يلمس Touch p 20
بني Brown p 15	بصل Onions p 27	شاحنة لعبة Toy truck p 22
جمال Camels p 4, 5	برتقال Orange p 14, 15, 30	ألعاب الأطفال Toys p 18, 23
دائرة Circle p 6	خارج Out p 20, 21	قميص نص كم T-shirt p 22
تصفيق Clap p 5, 28, 29	ببغاوات Parrots p 14, 32, 33	التف حولہ Turn around p 20
اللون Color p 15	قلم جاف Pen p 11, 37	اثنين Two p 4, 6
بسكويت Cookies p 28, 31	قلم رصاص Pencil, p 11	أبيض White p 14, 15
وعاء بسكويت Cookie Jar p 28	قرفل Pink p 14, 15	من أنا؟ Who me? p 28
بقرة Cow p 14, 16, 34	بيتزا Pizza p 27	اصفر Yellow p 14, 15
معين الزوايا Diamond p 6	لعب Play p 19	انت خارجا! You're out! p 21
بيت دمية Dollhouse p 22	بطاطا Potatoes p 31	أنت على حق You're right. p 14
بطة Duck p 16, 34	دمية Puppet p 22	
بيضة Egg p 16, 34	أرجواني Purple p 14	
ثمانية Eight p 4	أحجية Puzzle p 22	
ممحاة Eraser p 11, 15	مستطيل Rectangle p 6	
اصبع اليد Finger p 7	أحمر Red p 14, 15	
سمكة Fish p 8, 16, 35	أرز Rice p 30, 31	
خمسة Five p 4, 5	إنسان آلي Robot p 22, 23	
طعام Food p 26, 27, 31	سلطة Salad p 27, 30	
كرة قدم Football p 22	شطيرة Sandwich p 30, 31	
أربعة Four p 4	سبعة Seven p 4, 19	
ماعز Goat p 8, 16, 35	شكل Shape p 6, 7	
أخضر Green p 14, 15	قميص Shirt p 22	
قبعة Hat p 8, 16, 35	حذاء Shoe p 20	
كم عمرك؟ How old are you? p 3, 12, 13	يعرض Show p 20	
أنا أعرف! I know! p 5	ستة Six p 4	
حبر Ink p 8, 16, 35	تنورة Skirt p 22	
طائرة نفاثة Jet p 8, 16, 35	حساء Soup p 27, 30	
كبسة Kabsa p 27, 30	مربع Square p 6	
كيوي Kiwi p 24, 25, 36	نجمة Star p 6	
أسد Lion p 24, 25, 36	ملصقات Stickers p 22	
قليل Little p 4, 5	عشرة Ten p 2, 3, 4, 5, 12, 13	
معكرونة Macaroni p 26, 27	هذا صحيح That's right. p 7, 19	
رخام Marbles p 19	أشياء Things p 11	



apricot p30
مشمس



banana p31
موزه



bicycle p22
دراجة



camels p4
جمال



carrot p31
جزرة



cell phone p22
هاتف خلوي



cherries p31
كرز



circle p6
دائرة



computer game
لعبة كمبيوتر p22



cookies p28
بسكويت



cookie jar p28
وعاء بسكويت



diamond p6
معين زوايا



dollhouse p22
بيت دمية



eraser p11
ممحاة



fish p8
سمكة



goat p8
ماعز



hat p8
قبعة



ink p8
حبر



jet p8
طائرة نفاثة



kiwi p24
كيوي



lion p24
أسد



macaroni p26
معكرونة



marbles p19
رخام



nest p24
عش



notebook p10
دفتر



octopus p32
أخطبوط



onion p27
بصلة



orange p30
برتقال



parrot p32
بيغاء



pizza p27
بيتزا



potatoes p31
بطاطا



puppet p22
دمية



puzzle p22
أحجية



quilt p32
لحاف




rabbit p32
أرنب



rectangle p6
مستطيل



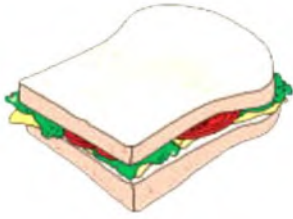
rice p30
أرز



robot p22
رجل آلي



salad p27
سلطة



sandwich p30
شطيرة



shirt p22
قميص



skirt p22
تنورة



soup p27
حساء




square p6
مربع



stickers p22
ملصقات



star p6
نجمة



triangle p6
مثلث



toy truck p22
شاحنة لعبة

CD 1 Audio Track List

Track	Unit	Student Book Section
02	1	Exercise 1. Listen and say
03	1	Exercise 4. How Old Are You?
04	1	Exercise 1. Listen and chant
05	1	Exercise 2. Listen and say
06	1	Exercise 3. Clap and Guess the Number
07	1	Exercise 1. Listen and point
08	1	Exercise 2. Listen and color
09	1	Exercise 4. Finger Shapes
10	1	Exercise 1. Listen and say
11	1	Exercise 3. Listen and write
12	1	Exercise 4. Big Air Writing
13	2	Exercise 1 Listen and say
14	2	Exercise 4 Point and say
15	2	Exercise 1 Listen and chant
16	2	Exercise 2 Change the names and chant
17	2	Exercise 3 Ask and answer
18	2	Exercise 4 Listen and check
19	2	Exercise 1 Chant and point
20	2	Exercise 2 Change the words and chant
21	2	Exercise 1 Listen and say

CD 2 Audio Track List

Track	Unit	Student Book Section
2	3	Exercise 1. Listen and say
3	3	Exercise 4. Number Guessing Game
4	3	Exercise 1. Chant and do
5	3	Exercise 2. Listen, point, and pronounce
6	3	Exercise 3. Pass The Robot Bear Game
7	3	Exercise 1. Listen and point
8	3	Exercise 2. Listen and say
9	3	Exercise 3. Listen and find
10	3	Exercise 4. One Robot, Two Robots...
11	3	Exercise 1. Listen and say
12	3	Exercise 3. Listen and write
13	3	Exercise 4. Listen, count, and chant
14	4	Exercise 1. Listen and say
15	4	Exercise 4. Listen
16	4	Exercise 1. Listen and chant
17	4	Exercise 3. Cookie Jar Game
18	4	Exercise 1. Listen, point, and say
19	4	Exercise 2. Listen and practice
20	4	Exercise 3. Number Race
21	4	Exercise 1. Listen and say
22	4	Exercise 3. Listen and write

CD 3 Audio Track List

Track	Unit	Phonics Practice Section
02	3	Exercise 1. Listen, trace the first letter
03	3	Exercise 2. Listen and write
04	3	Exercise 1. Listen, trace the first letter
05	3	Exercise 2. Listen and write
06	4	Exercise 1. Listen, trace the first letter
07	4	Exercise 2. Listen and write
08	4	Exercise 1. Listen, trace the first letter
09	4	Exercise 2. Listen and write

CD 4 Audio Track List

Track	Unit	Workbook Section
02	1	Exercise 1. Listen and practice
03	1	Exercise 1. Listen and practice
04	1	Exercise 1. Listen and chant
05	1	Exercise 1. Listen and practice
06	1	Exercise 1. Listen, point, and practice
07	1	Exercise 1. Listen and practice
08	1	Exercise 1. Listen, point, and practice
09	1	Exercise 1. Listen, point, and practice
10	2	Exercise 1 Listen and practice
11	2	Exercise 1 Listen and practice
12	2	Exercise 1 Listen and chant
13	2	Exercise 1 Listen and practice
14	2	Exercise 1 Listen and chant
15	2	Exercise 1 Listen and chant
16	2	Exercise 1 Listen and practice
17	2	Exercise 1 Listen and practice

CD 5 Audio Track List

Track	Unit	Workbook Section
2	3	Exercise 1. Listen, point, and practice
3	3	Exercise 1. Listen and practice
4	3	Exercise 1. Listen, chant, and do
5	3	Exercise 1. Listen, point, and practice
6	3	Exercise 1. Listen, point, and practice
7	3	Exercise 1. Listen, point, and practice
8	3	Exercise 1. Listen, point, and practice
9	3	Exercise 1. Listen, point, and practice
10	4	Exercise 1. Listen, point, and practice
11	4	Exercise 1. Listen, point, and practice
12	4	Exercise 1. Listen and chant
13	4	Exercise 1. Listen and practice
14	4	Exercise 1. Listen, point, and practice
15	4	Exercise 1. Listen, point, and practice
16	4	Exercise 1. Listen, point, and practice
17	4	Exercise 1. Listen, point, and practice

الرمز	الحد الأدنى	By the end of the year students will be able to:
	X	Recognize and produce the sounds of the English alphabet.
	X	Recognize short and only some long vowels: {long /a/ as in "cake", long /e/ as in "sea", long /o/ as in "nose", and long /i/ as "kite"}.
	X	Recognize and differentiate between some English letters (b & p), (f & v).
	X	Recognize and produce only some English digraphs such as, (th, sh, ch).
	X	Recognize and match sounds to letters.
	X	Participate verbally and non-verbally in short simple activities: greeting, giving and receiving commands and instructions.
	X	Recognize intonation patterns of statements and questions.
	X	Ask and respond to simple assigned sentences in present tense form with the verb (like) using first and second person singular and in affirmative, negative and interrogative statements and (Yes/No questions).
	X	Ask and respond to basic questions about personal information using verb to be (am, is, are),(have got) and wh. questions (what, where, who, how).
	X	Recognize and use indefinite articles (a, an) using (this and that).
	X	Recognize and apply regular plural formation using (these and those).
	X	Recognize and apply subjective pronouns correctly (I, You, He, She, It, We, They).
		Recognize prepositions of place (in, on)
		Talk about feelings in simple and short sentences.
	X	Identify main colours (red, blue, green, black, white, yellow, brown)
	X	Identify and talk about classroom objects which are assigned in the book.
		Identify and talk about family members and possession using two possessive adjectives: (my, your)
		Identify and talk about food, animals, clothes.
		Talk about likes and dislikes.
		Be willing to listen to short digital and recoded materials.
	X	Utter simple words and numbers (cardinal numbers 1-19).
		Read and count numbers in tens (10-100).
	X	Read aloud simple words and sentences.
	X	Read and match words to photos/drawings.
	X	Read and comprehend simple short sentences.
	X	Spell some simple sight words correctly.
		Be willing to read simple short illustrated stories.
	X	Recognize and apply the directionality in writing English (e.g. left/right, top/bottom).
	X	Use lined paper correctly with headline, midline, and baseline.
	X	Copy words, numbers and simple short sentences.
	X	Write upper/lower case letters correctly.
	X	Use appropriate spacing between words and sentences.
		Write guided short answers to written questions.
	X	Do controlled writing such as supplying missing letters and words.
	X	Recognize and apply the punctuation and capitalization assigned for this grade: (capitalizing the beginning of names, sentences, questions and the use of full stop and question mark).